

**Pharma**  
Eurasia

20 - 22 May 2026

Pharma & Med Tech Park,  
Tashkent, Uzbekistan

# GLOBAL HEALTH VISION 2030

*Transforming Global Healthcare Technology – Paradigm*



Jointly Organized By



Supported By



Co-Organized By



# Exhibitor Zones



Pharmaceutical Formulations



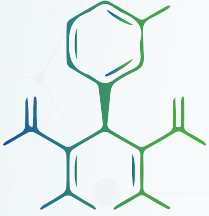
Active Pharmaceutical Ingredients (APIs)



Bulk Drugs



Drug Intermediates



Key Starting Materials (KSM)



Contract Manufacturers



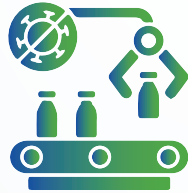
Excipients



Lab Chemicals



Analytical Instruments & Lab Equipments



Pharmaceutical & Packaging Machineries



Packaging Solutions



Regulatory Compliance Services



R&D Services



Quality Control and Assurance



Contract Research Organizations (CROs)



Ancillary Products and Services

# Visitor Profile



Pharmaceutical  
Formulation Manufacturers



Importers & Exporters  
of Pharma and Medical Products



Policy Makers &  
Regulatory Authorities



Government Officials &  
Industry Associations



Plant & Process Engineers



QA & QC  
Professionals



R&D Scientists and  
Research Professionals



Pharmacists & Clinical Scientists



Medical & Laboratory Equipment  
Suppliers and Distributors



Biotechnology Companies



Clinical Research  
Organizations (CROs)



EXHIBITION



AWARDS



CONFERENCE



B2B MEETINGS



PLANT  
VISITS

2030

Transforming the Global  
Healthcare Technology – Paradigm

# Pharmaceutical Industry in CIS Countries with Focus on Uzbekistan

## Overview:

- CIS countries are largely **import-dependent** for pharmaceuticals, especially generic formulations and APIs.
- Uzbekistan is leading regional pharmaceutical sector development with strong **government backing and incentives**.

## Key Figures – Uzbekistan:

- Annual pharma imports: **\$2.4 billion**
- **260 importers, 356 exporters, 2,600+ registered local products**
- **GMP-certified local companies: 56**
- Exporting to **49+ countries**; export value reached **\$200 million by 2024**
- Local production support via **5 Pharma Free Economic Zones (FEZ)**

## Incentives & Regulations:

- **Zero customs duties & VAT** on imported raw materials and machinery for FEZ-based companies
- **3–10 years tax holiday** depending on investment amount
- **50% reimbursement** for FDA/EMA registration costs abroad
- Government **procurement preference** up to 20% for local manufacturers

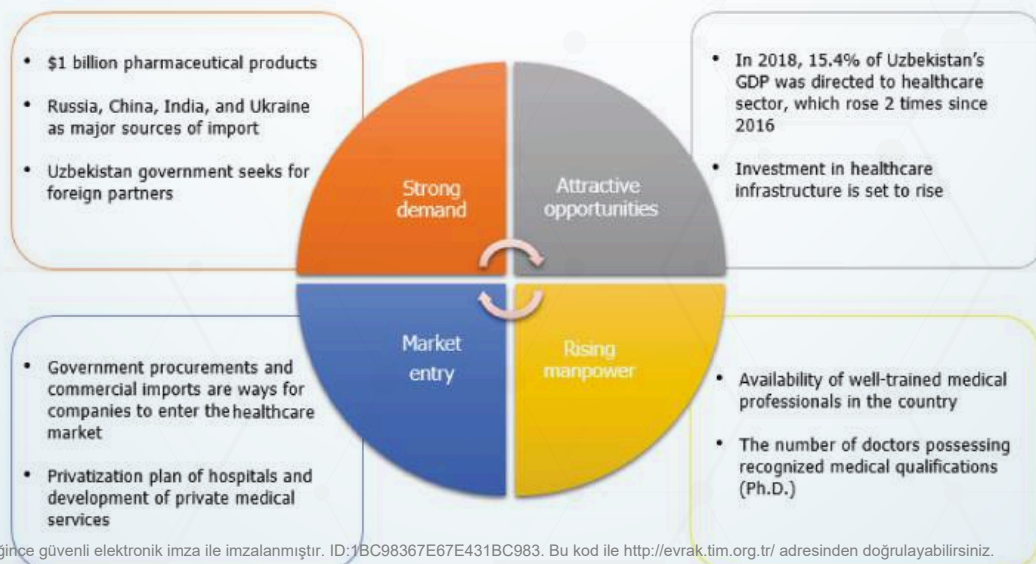
## Supporting Ecosystem:

- **Tashkent Pharma Park** – \$388M Technopark Project
- **Clinical Research Center, R&D Center, and Pharma Technical University** in development
- WHO pre-qualification and PIC/S membership in progress

## Opportunities for Pharma Exporters:

- Strong demand for **generics, OTC drugs, APIs, and herbal products**
- Ideal base for **pharma packaging, testing labs, and co-manufacturing**
- Uzbekistan as a **launchpad to enter CIS, Baltic, and even European markets**

## Healthcare sector analysis



## FACTS ABOUT UZBEKISTAN

**6%**

GDP GROWTH OF 6% ANNUALLY, SIGNALLING A ROBUST ECONOMY

**38** MILLION

LARGEST CONSUMER MARKET IN CENTRAL ASIA, FORECASTED TO REACH 40 MILLION BY 2030.



STRATEGIC GEOGRAPHICAL LOCATION IN THE MIDDLE OF CENTRAL ASIA

ONE OF THE MOST PROGRESSIVE PHARMACEUTICAL LEGISLATIONS

## MARKET OVERVIEW AND LEGISLATIVE FRAMEWORK

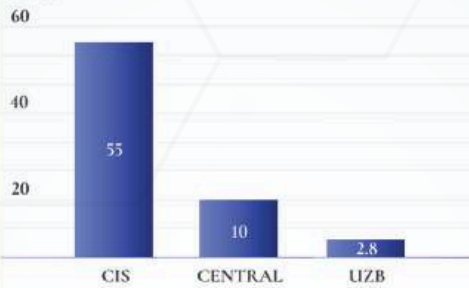
**300** MILLION

DUTY-FREE ACCESS TO CIS, A MARKET OF OVER 300 MILLION CONSUMERS

**120** MILLION

CENTRAL ASIAN MARKET

BLN \$



CHANGES IN REGULATION:

- ★ WHO GBT MATURITY LEVEL ASSESSMENT
- ★ PIC/S MEMBERSHIP APPLICATION
- ★ WHO PRE-QUALIFICATION OF LABORATORIES & PRODUCTS

## FOREIGN TRADE PERFORMANCE

**\$ 2.6** BILLION IN FOREIGN TRADE TURNOVER

**IMPORT**  
**\$ 2.4** BILLION

**EXPORT**  
**\$ 200** MILLION

TYPE OF IMPORTING PRODUCTS

**4800+**

IMPORT ENTITIES

**260**

REGISTERED LOCAL PRODUCTS

**2600+**

GMP-CERTIFIED LOCAL COMPANIES

**56**

TYPE OF EXPORTING PRODUCTS

**1200+**

EXPORT ENTITIES

**356**

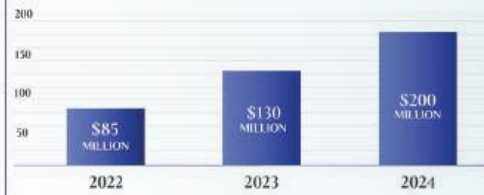
EXPORT GROWTH ANNUALLY

**50%**

EXPORT COUNTRIES

**49+**

### EXPORT GROWTH DYNAMIC



## TASHKENT PHARMA PARK

**60HA**  
BIOTECHNOLOGY AND PROMISING PROJECTS

TOTAL AREA  
**190 HA**

TOTAL PROJECT COST  
**\$1.4** BILLIONS

NEW JOBS  
**11000+**

STUDENTS  
**4000+**

**19.5HA**  
TECHNOPARK

PROJECTS  
**7**

**\$ 388** MILLION

**11.8HA**  
SOCIAL INFRASTRUCTURE  
**\$ 200** MILLION

**85HA**  
INDUSTRIAL ZONE

INVESTMENT PROJECTS  
**23**

**\$ 815** MILLION



